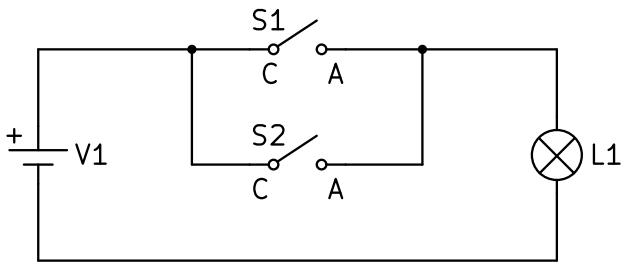


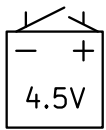
CABLEADO CON BORNAS. INTERRUPTORES EN PARALELO

ESQUEMA ELÉCTRICO

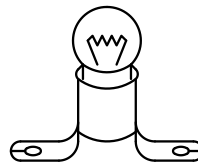


LÁMPARA CON INTERRUPTORES EN PARALELO

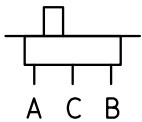
LISTADO DE COMPONENTES



1 x PILA DE PETACA



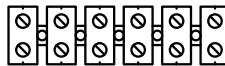
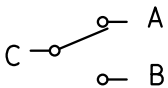
2 x LAMPARA DE 4.5V



2 x CONMUTADOR DE
1 CIRCUITO
2 POSICIONES

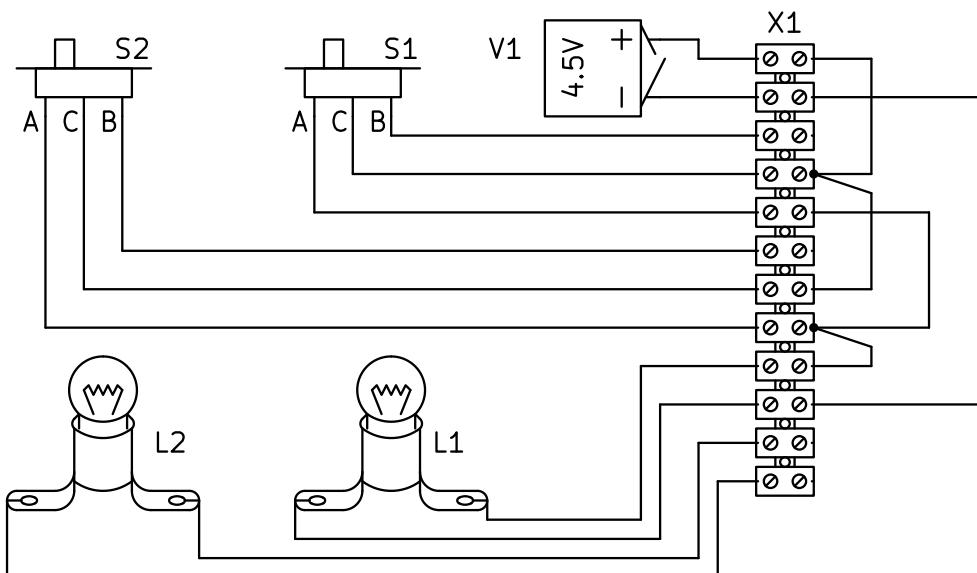


1m x CABLE AISLADO



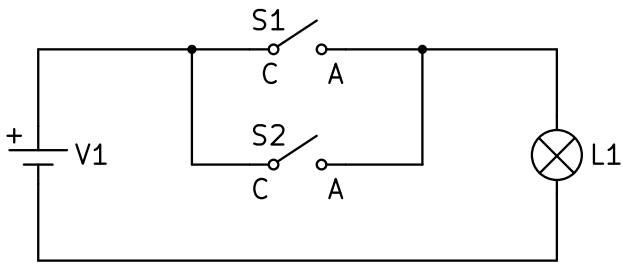
12 x BORNAS DE CONEXIÓN

CABLEADO DEL CIRCUITO



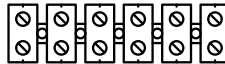
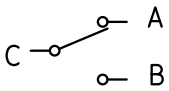
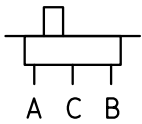
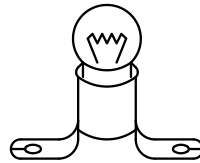
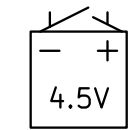
CABLEADO CON BORNAS. INTERRUPTORES EN PARALELO

ESQUEMA ELÉCTRICO



LÁMPARA CON INTERRUPTORES EN PARALELO

LISTADO DE COMPONENTES



CABLEADO DEL CIRCUITO

